



THE 2007 M-CLASS

ML 350 ML 320 CDI ML 500 ML 63 AMG

SOPHISTICATED P02

EFFICIENT P04

ATHLETIC P06

SOCIABLE P08

ACCOMMODATING P10

SPIRITED P12

CONTROLLED P14

CONFIDENT P16

PROTECTIVE P18

POWER AND LUXURY P20

UNIQUE P22

MAKING
HISTORY
RUNS IN OUR
FAMILY.



The Mercedes-Benz legacy is rich in firsts and foremost. With its unprecedented levels of civility and safety, the original M-Class reinvented the very essence of a mid-sized luxury SUV. For 2007, the M-Class continues to exceed every key benchmark of its pioneering predecessor, as well as set new ones of its own. Bold styling with aggressively chiseled contours. An elegantly sporty interior and dynamic powertrains, including the industry's first 7-speed automatic transmission. Unit-body construction for a more car-like ride. Sophisticated 4-wheel independent suspension and an advanced 4-wheel drive system, for an inspired balance of control and confidence. Brilliantly innovative, superbly refined and, as always, supremely self-assured, the M-Class elevates the Mercedes-Benz tradition of pure driving pleasure.

ML 500 shown above left in optional Iridium Silver metallic paint with optional Bi-Xenon headlamps with corner-illuminating foglamps and Premium 1 and Exterior Appearance Packages. ML 500 shown above right in optional Iridium Silver metallic paint with optional Parktronic system and Premium 1 and AMG Sport Packages.



IT HAS
A STYLE
ALL
YOUR OWN.

One look—or better yet, one drive—and you'll know it's true. From its striking visual presence to its exhilarating performance, the ML350 is the SUV you've been waiting for. Beauty runs deep here, from dramatically styled projector-beam headlamps to a spacious 5-passenger cabin with standard Brown Birdseye Maple wood trim. At its heart, the powertrain teams a 268-horsepower, 3.5-liter DOHC V-6 with a 7-speed automatic transmission. While 4MATIC™ permanent 4-wheel drive and our Electronic Stability Program (ESP®) help the ML350 master any road in every season, 4-wheel independent multilink suspension creates an excellent union of comfort and control. The ML350 is one travel mate that is always prepared to make you look—and feel—good.



a.
17" 7-spoke alloy wheels
Standard 17" alloy wheels with a 7-spoke design provide an energetic complement to the ML350's crisp exterior styling.

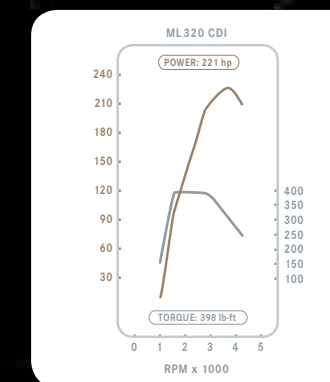
b.
Multifunction display
Steering-wheel mounted controls let you scroll through various displays to monitor information. You can consult the trip computer, check outside temperature, control and program your vehicle and audio settings and even access the optional Hands-Free Communication System.

c.
Standard rear-window wiper and accessory rear spoiler
Shift into Reverse while the front wipers are on, and the standard rear-window wiper on your M-Class automatically activates to help improve your rearward vision. The sleekly sculpted accessory rear spoiler enhances the appearance of your M-Class while helping to improve airflow.

Seventy years ago, we sold the first diesel passenger vehicle. We've reinvented it many times since, but the changes offered in the 2007 ML 320 CDI are truly substantial.¹ With the 3rd generation Mercedes-Benz Common-rail Direct Injection (CDI) turbocharged diesel V-6 engine, the ML 320 CDI is an extremely efficient alternative to gasoline-powered vehicles. Press the accelerator and experience a volcanic 398 lb-ft of peak torque – starting at just 1,600 rpm – that propels the ML 320 CDI from 0 to 60 mph in 8.0 pulse-quickening seconds.² Remarkably quiet and silky-smooth, this 3.0-liter V-6 delivers exceptional response, whether you're in town or out on the highway. And for all its heady torque, the ML 320 CDI still manages to deliver truly stunning fuel economy.

¹ The ML 320 CDI does not meet emissions requirements for California, Maine, Massachusetts, New York or Vermont, and is not available in these states. Mercedes-Benz USA now approves the use of B5 bio diesel (standard diesel with a maximum 5% bio diesel content) in all Common Rail Injection Diesel "CDI-engines." As bio diesel can be refined from a variety of raw materials resulting in widely varying properties, the only approved bio diesel content is one that meets ASTM D6751 specification and that has additionally the necessary oxidation stability (min. 6h, proved with EN14112 method) to prevent damages to the system from deposits and/or corrosion. Please ask your service station for further information. If the B5 bio diesel blend is not sufficiently labeled to clearly indicate that it meets the above standards, please do not use it. The Mercedes-Benz limited warranty does not cover damage caused by the use of fuels not meeting Mercedes-Benz approved fuel standards.
² Stated rates of acceleration are based upon manufacturer's track results and may vary depending on model, environmental and road surface conditions, driving style, elevation and vehicle load.

RUGGED PERFORMANCE. MILESTONE EFFICIENCY.




Transformation. It's what the ML 320 CDI is all about. The riveting performance of its visionary diesel engine is matched by an unprecedented regard for the environment, meeting federal emissions standards¹ while setting new benchmarks for fuel efficiency. Ultra-clean CDI technology significantly reduces exhaust particulates by up to 98% (compared with our most recent diesel models) while simultaneously lowering hydrocarbons, carbon monoxide and oxides of nitrogen. And its inherently efficient operation yields up to 30% better fuel economy than comparable gasoline engines, while producing notably less greenhouse gas emissions.

To excel in both performance and efficiency, the ML 320 CDI uses a state-of-the-art combination of high-pressure fuel injection, four valves per cylinder, exhaust gas recirculation and an advanced turbocharger that electronically adjusts the pitch of its guide vanes, helping to minimize lag and optimize control of boost pressure. It's a formula that helps maximize the engine's efficiency and your driving fun.

DRIVING PASSION COMES FROM DEEP INSIDE.

You know that little voice? The one that keeps urging you to find new reasons to take the scenic route, even when you're just heading to the grocery store? We know it too. That's why, in addition to giving the ML500 distinctive exterior elements and a luxurious interior with Burl Walnut wood trim, we made it a sport utility vehicle with sports-car spirit. Discover the thrilling responsiveness of a 302-horsepower V-8 and 7-speed automatic transmission that can take you from 0 to 60 mph in just 6.7 seconds¹. Then challenge a corner and feel how its precise suspension, 18" wheels and ESP[®] let you charge through with confident enthusiasm. Even the 4MATIC[™] permanent 4-wheel drive system goes one step beyond, with the power-channeling advantage of our 4-wheel Electronic Traction System (4-ETS) to help ensure that your driving desire stays satisfied the whole year through.



a. Heated front seats and rain-sensing windshield wipers
For added convenience and year-round comfort, the ML 500 features standard heated front seats with three levels of heating. Also standard are rain-sensing windshield wipers that measure rainfall and adjust wiper speed and frequency accordingly.

b. 18" 5-spoke alloy wheels
Distinctive and dynamic, the ML 500's bold 18" 5-spoke alloy wheels are wrapped in large 255/55 R18 tires to further enhance handling.

c. Exclusive design details
The ML 500's smartly sculpted contours are enhanced by stylish chrome accents on the door handles, side moldings and tailgate. A silver grille with chrome ribs, brushed chrome front and rear skid plates and squared exhaust tips add up to a definitive blend of sophisticated strength and exciting style.

¹ Stated rates of acceleration are based upon manufacturer's track results and may vary depending on model, environmental and road surface conditions, driving style, elevation and vehicle load.



ML 500 shown in optional Pewter metallic paint with optional Keyless Go and Parktronic system.



ML 350 shown with Ash interior.

Slip inside the M-Class and discover the future of sport utility vehicles. With standard luxuries like 8-way power-adjustable front seats, an 8-speaker audio system with in-dash CD player and dual-zone climate control with rear-cabin air vents, you'll experience the premium quality and superior design that has made Mercedes-Benz legendary. The dramatically styled interior abounds in elegant details like fine stitching, soft-touch materials and stylish metallic accents, as well as polished wood trim. The roomy cabin is also rich in innovative design touches, starting with a Direct Select™ column-mounted electronic shifter that adds to your driving convenience. Steering-wheel mounted shift buttons let you control upshift and downshift gear changes with your fingertips, and the cabin design frees up the center console for more practical uses, such as generous storage and cupholders large enough for 32 oz cups.

MORE THAN A
NEW LOOK:
 AN ENTIRELY
NEW VISION.



a. Modular COMAND system
 The standard Cockpit Management and Data system integrates controls for the audio system (including an in-dash single-CD player and auxiliary input in the glovebox; not available with Rear-Seat Entertainment System) with a 6.5" color-LCD screen. It can also integrate options such as the DVD-based Navigation System, the Hands-Free Communication System, the glovebox-mounted MP3-compatible 6-disc CD changer, the iPod® Integration Kit¹ and SIRIUS Satellite Radio.

b. Spacious center console
 Cleverly configured for greater utility and user-friendliness, the roomy center console is the perfect place to stow your favorite travel necessities. It also features dual cupholders that can each accommodate a 32 oz drink.

c. Convenient door-mounted controls
 Integrated in the door trim, controls for the power mirrors, windows and door locks are positioned for easy access. All four power windows offer the added convenience of a one-touch express-up/down feature.

¹ iPod is a registered trademark of Apple Computer, Inc. All iPod devices are sold separately.

WHEREVER YOU'RE SEATED, FEEL AT HOME.

Entertaining, engaging and thoroughly appealing, the M-Class excels in finding special ways to say welcome. Relax in contoured, power-adjustable front seats that expertly balance comfort and support. Let your eyes flicker across sporty gauges set in angled silver-ringed tubes while your fingers engage the racing-inspired fingertip shift buttons. You can even check and control a variety of important vehicle systems with the versatile multifunction steering wheel and in-dash display. The ML 500 brings even more thoughtful standard features, including heated front seats and rain-sensing windshield wipers. Every M-Class extends a first-class greeting to its rear-cabin passengers as well, providing adjustable airflow direction as well as a dual cupholder and individual head restraint for each of the three rear seating positions.

a. Rear View Camera¹

This innovative driver-assistance advancement enables you to see objects behind your vehicle when reversing. When you shift into Reverse gear, a wide-angle camera mounted discreetly in the tailgate recess area near the license plate displays its field of view on the COMAND screen on the dashboard.
Standard ML 63 AMG.
Optional all other models.

b. Running boards

Use these heavy-duty running boards to ease entry and egress. Featuring brushed stainless steel with rubber studs, these side steps also enhance the profile of your M-Class.
Standard ML 63 AMG.
Optional all other models.

c. Rear-Seat Entertainment System²

The dual-source Rear-Seat Entertainment System lets rear passengers enjoy DVDs and CDs. Two 7" flat-panel-LCD screens are mounted on the backs of the front headrests. A DVD/CD player and control console are mounted under the rear seat. An auxiliary input allows you to connect a gaming console, video camera or other peripheral device to the system. Audio is played through the vehicle's audio system or wired headphones plugged into headphone jacks.
Optional all models.

Distronic Adaptive Cruise Control³

Distronic Adaptive Cruise Control uses radar to monitor the vehicle ahead and adjusts your speed to help maintain your selected following distance. If the vehicle ahead suddenly slows, the Distronic Proximity Warning System, upon the system's recognition that its deceleration capability is unable to maintain the selected following distance, will issue an audio warning⁴ in case the driver has not already taken appropriate braking action.
Optional all models.



Premium Leather and Burl Walnut wood trim⁵

This optional interior features enticing, hand-fitted full-leather seating surfaces on all five seats, as well as polished Burl Walnut wood trim.

1 Rear View Camera does not audibly notify driver of nearby objects and is not a substitute for actively checking around the vehicle for any obstacles or people. Images displayed may be limited to camera field of view, weather, lighting conditions and the presence of dirt, ice or snow on the camera. See dealer for details.
2 Mercedes-Benz recommends that children be supervised while using the system. When equipped with this feature, the auxiliary input jack located in glove-box and accessory iPod® Integration Kit are not available.
3 Distronic Adaptive Cruise Control is no substitute for active driving involvement. It does not react to stationary objects, nor recognize or predict the curvature and lane layout of the road or the movement of vehicles ahead, and can only apply a maximum of 20% of vehicle braking power. It is the driver's responsibility at all times to be attentive to traffic and road conditions, and to provide the steering, braking and other driving inputs necessary to retain control of the vehicle.
4 Drivers are cautioned not to wait for the Distronic Proximity Warning System before braking, as that may not afford sufficient time and distance to brake safely.
5 Burl Walnut wood trim is standard on ML 500 and ML 63 AMG.



ML 500 shown with Charcoal interior, optional Parktronic system, Keyless Go, wood/leather steering wheel and Premium 3 Package.

PERFORMANCE MEASURED IN RPM, MPH AND HEARTBEATS PER SECOND.

With a choice of a gas or diesel V-6 engine, a V-8 engine or the blistering performance of the ML 63 AMG V-8 engine, the M-Class has the ability to move you with unbridled enthusiasm, thanks to the legendary engineering that has kept Mercedes-Benz at the forefront of automotive innovation for well over a century. Plus, the M-Class is now available with a 3.0-liter diesel engine mated to a 7-speed automatic transmission that's both remarkably powerful and astonishingly fuel-efficient. Quiet, smooth and incredibly refined, these engines feature key components made from aluminum alloy to help reduce weight. And each has a dual-stage intake manifold, to help create a broad, flat torque curve for remarkable responsiveness—whether slicing through city traffic, merging onto a freeway or towing up to 5,000 lbs¹ of your favorite recreational toys to a vacation getaway. As an ideal complement, the automatic transmission monitors your driving style and adapts its shift points accordingly.



ML 350 3.5-liter V-6

A dazzling all-around performer, the 3.5-liter DOHC V-6 in the ML 350 will thrill you with its energizing 268 horsepower and 258 lb-ft of torque. These impressive figures help the ML 350 sprint from 0 to 60 mph in just 7.9 seconds². Continuously variable timing on both the intake and exhaust valves ensures that peak torque is on tap from 2,400 to 5,000 rpm, for immediate response at virtually any driving speed.

ML 320 CDI³ 3.0-liter diesel V-6

Diesel has arrived with a vengeance. The new 3rd generation turbocharged diesel V-6 in the ML 320 CDI puts out an exhilarating 221 horsepower, and a humbling 398 lb-ft of peak torque from just 1,600 to 2,800 rpm, sending the ML 320 CDI streaking from 0 to 60 mph in just 8.0 seconds².

ML 500 5.0-liter V-8

Motivation rises to a new level of intensity with the 5.0-liter SOHC V-8 in the ML 500. Developing an exhilarating 302 horsepower and a mountainous 339 lb-ft of peak torque from 2,700 to 4,750 rpm, it sends the ML 500 streaking from 0 to 60 mph in a mere 6.7 seconds². Striking a brilliant balance between strength and sophistication, this virtuoso V-8 matches its high performance with low emissions.

ML 63 AMG 6.2-liter V-8

For 2007, the ML 63 AMG is endowed with the most powerful naturally aspirated V-8 in the Mercedes-Benz lineup. These AMG engines are mated to a 7-speed automatic transmission. The engine develops a massive 503 horsepower and 465 lb-ft of torque that propel the ML 63 AMG from 0 to 60 mph in just 4.8 seconds². Like all AMGs, each engine is built by hand by a single craftsman, whose name can be found on the engine itself. SUVs just don't get any more exclusive than this.

¹ With optional trailer hitch. Read Operator's Manual before towing. In some states, aftermarket trailer brakes are required. See dealer for details. ² Stated rates of acceleration are based upon manufacturer's track results and may vary depending on model, environmental and road surface conditions, driving style, elevation and vehicle load. ³ The ML 320 CDI does not meet emissions requirements for California, Maine, Massachusetts, New York or Vermont, and is not available in these states.



- 1886 First car
- 1911 Multivalve engine
- 1931 Independent suspension
- 1952 Mercedes-Benz wins Le Mans
- 1954 Fuel injection
- 1967 AMG established
- 1985 Electronic Traction System (4-ETS)
- 1995 Electronic Stability Program (ESP[®])
- 1997 First SUV with side-impact air bags
- 1999 Airmatic suspension
- 2003 7-speed automatic transmission

ML 350 shown in optional Pewter metallic paint with optional Bi-Xenon headlamps.

THAT SPORT SEDAN FEEL IS PURELY INTENTIONAL.

Twisting from 2-lane to high-speed interstate, the M-Class is always ready to handle any road with the confidence and precision you expect from a Mercedes-Benz. For a smoother ride and sharper response, the M-Class combines unit-body construction with 4-wheel independent multilink suspension. Other innovative features, like our Electronic Stability Program, ABS with emergency-sensing Brake Assist, pushbutton Downhill Speed Regulation and 4MATIC™ permanent 4-wheel drive with 4-ETS traction control, further reinforce its outstanding all-season capabilities.



Optional Airmatic Semi-Active Suspension with Adaptive Damping System (ADS-II)

To take full advantage of the dynamic potential of the M-Class, the ML 350, ML 320 CDI and the ML 500 can be equipped with the optional Premium 3 Package, which matches Airmatic suspension with automatic leveling and our Adaptive Damping System. These advanced technologies work together to minimize unpleasant pitch, roll and dive motions, heightening responsiveness and control while maintaining outstanding ride compliance. ADS-II allows you to select Auto, Comfort or Sport settings at the touch of a button, while Airmatic makes it equally simple to gain 3" of extra ground clearance. The Premium 3 Package also includes many other features, such as parameter steering (standard ML 500) that automatically varies the power assist to make parking maneuvers a breeze and provide a crisper steering feel at freeway speeds.

Electronic Stability Program (ESP®)

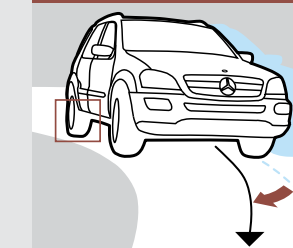
The M-Class was the first sport utility vehicle equipped with the all-road, all-season handling prowess of ESP. Specifically calibrated for the needs of an SUV, the M-Class ESP can dramatically enhance cornering control by monitoring your steering and braking actions and responding nearly instantaneously if it detects a loss of directional control or stability. Plus, the Trailer Stability Assist feature can help maintain stability when towing.² If your M-Class begins to understeer (plow) or oversteer (fishtail) in a corner, ESP can apply the brakes to any of the four wheels or reduce excess power, to help you regain control and stay on course.³



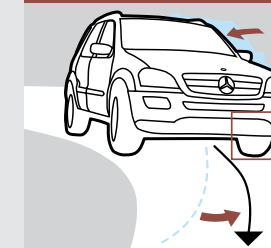
Unit-body construction

The unit-body structure in the M-Class is exceptionally strong, lightweight and rigid. Its remarkable resistance to twisting and flexion helps endow the M-Class with more precise handling and a smoother, quieter and better-controlled ride.

ESP brakes the inside rear wheel to counteract understeer.



ESP brakes the outside front wheel to counteract oversteer.

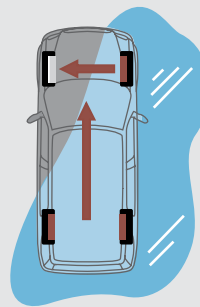
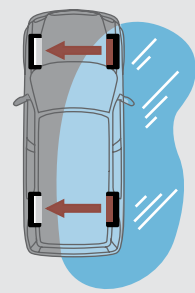
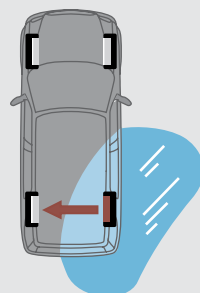


ML 350 shown in optional Obsidian Black metallic paint with optional dealer-installed accessory grille guard¹, and side step bars.

¹ Accessory tubular steel grille guard not for AMG models or vehicles with AMG bodystyling. Not for vehicles with Parktronic (audiovisual parking assist). Consumers are advised to confirm in advance with the motor vehicle authority in the state in which their M-Class is registered whether the grille guard bars comply with license-plate mounting and visibility requirements. ² With optional trailer hitch. Read Operator's Manual before towing. In some states, aftermarket trailer brakes are required. See dealer for details. ³ No system, regardless of how advanced, can overcome the laws of physics or correct careless driving. Please always wear your seat belt. Performance is limited by available traction, which snow, ice and other conditions can affect. Always drive carefully, consistent with conditions. Best performance in snow is obtained with winter tires.

IF JUST ONE
GRIPS,
YOU STILL
Go.

Not all 4-wheel drive systems are created equal. The M-Class offers 4MATIC™ permanent 4-wheel drive, which provides an extra measure of all-season reassurance: our advanced 4-wheel Electronic Traction System. Seamlessly integrated with both ESP and antilock brakes, 4-ETS automatically senses wheel slip and rebalances power accordingly without the need for locking differentials. It enhances the overall effectiveness of 4-wheel drive, and can help keep you going – even if only one wheel has grip. With Downhill Speed Regulation, you can preset a crawl speed via the multifunction steering wheel which your M-Class will maintain as it descends a steep incline. A hill-start assist feature helps prevent unwanted rollback when taking off from a stop on an incline. And an electronic off-road driving program automatically recalibrates the traction system, ABS, engine management and transmission for low-traction conditions at the touch of a button. This enlightened system gives the M-Class an extra degree of handling confidence precisely when you need it most, in virtually any type of weather or road condition.



4-wheel Electronic Traction System (4-ETS)
To help ensure that driving power translates into control, the 4MATIC permanent 4-wheel drive system in the M-Class incorporates our 4-wheel Electronic Traction System. 4-ETS monitors each wheel for the first sign of wheel slip, then individually brakes the slipping wheel or wheels to maintain the balance of power, or reduce excess torque. By continuously ensuring that power goes to the wheels with grip, 4-ETS can help get you moving, even if only one wheel has traction.¹

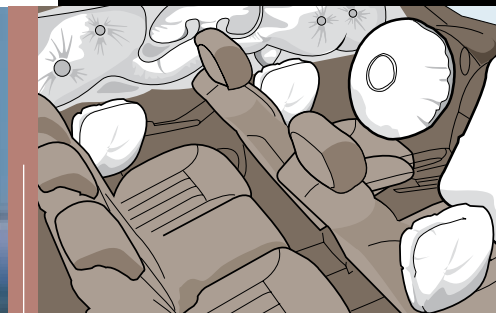

¹ No system, regardless of how advanced, can overcome the laws of physics or correct careless driving. Please always wear your seat belt. Performance is limited by available traction, which snow, ice and other conditions can affect. Always drive carefully, consistent with conditions. Best performance in snow is obtained with winter tires.

ML 500 shown in optional Pewter metallic paint with optional Keyless Go, Parktronic system, trailer hitch, dealer-installed accessory side step bars, rear spoiler, basic carrier and ski/snowboard rack.



WE'VE SPENT 66 YEARS
OF OUR LIFE PREPARING
FOR A SINGLE MOMENT
IN YOURS.

At Mercedes-Benz, your safety is always a priority. We've dedicated 66 years to researching and developing new and effective ways to protect you from the unexpected and the unpredictable. Our integrated approach to safety reflects our belief that every Mercedes-Benz should excel in its ability to both avoid accidents and protect its occupants when an impact is unavoidable. The M-Class incorporates a comprehensive array of active and passive safety systems, from its body structure to its advanced air bags, emergency-sensing Brake Assist and sophisticated rollover sensors. The ML 350 received a 5-star front passenger and side-impact crash rating—the highest rating—and an impressive 4-star rollover rating—the highest-rated SUV in the National Highway Traffic Safety Administration's (NHTSA's) New Car Assessment Program (NCAP).³ In recent crash tests, the ML 500 received the top rating of Good in the Insurance Institute of Highway Safety (IIHS)⁴ frontal offset test.



Emergency-sensing Brake Assist (BAS)

Mercedes-Benz research has shown that drivers tend not to brake hard enough or soon enough in an emergency. Our engineers developed Brake Assist to help overcome this tendency. Upon sensing panic stopping based on the speed at which you depress the brake pedal, BAS automatically applies all available power braking boost immediately. By helping to eliminate the delay caused by human nature, BAS can potentially reduce your overall stopping distance when it matters most.¹

Body structure and crumple zones

The unit body in the M-Class uses advanced technology and robust materials to create a virtual fortress for its five passengers. High-Strength/Low-Alloy (HSLA) steel is used in critical areas throughout the vehicle, and makes up 62% of the body structure.² Roof pillars with three layers of steel and full-width front and rear crossmembers, along with a reinforced floorpan and door sills, combine to provide formidable protection in a variety of impacts. Front and rear crumple zones progressively deform to help absorb the energy of an impact, while underhood components are staggered to help prevent them from stacking up in a severe frontal impact, thereby reducing the likelihood of intrusion into the cabin.

Rollover sensor

If the M-Class senses certain rollovers, it will automatically deploy the seat-belt Emergency Tensioning Devices (ETDs) to help reduce occupant movement and, if deemed necessary, inflate the Window Curtain Air Bags.⁵

Integrated Restraint System

Every M-Class offers the comprehensive protection of eight standard air bags⁵ including adaptive dual-stage air bags for the driver and front passenger, front-seat mounted side-impact air bags, rear side-impact air bags and, for all four outboard occupants, Window Curtain Air Bags that help protect against head injury and broken glass in a side impact exceeding a preset threshold, or in certain rollovers. Active Front Head Restraints also work to help prevent whiplash-type neck injuries in the event of a rear-end collision exceeding a preset threshold.

Advanced front-impact protection

The front-end structure of the M-Class incorporates upper and lower elements to provide two levels of energy management in frontal impacts with a variety of vehicle sizes. Features such as an ellipsoidal front bulkhead and reinforced wheel arches help channel some of the force from a frontal impact over, under and around the passenger cabin.

¹ Braking effectiveness also depends on proper brake system maintenance, and tire and road conditions. ² By weight. ³ Government star ratings are part of the National Highway Traffic Safety Administration's (NHTSA's) New Car Assessment Program (NCAP). Based on 2006 ML 350. Other models not rated. ⁴ Claim based on 2006 ML 500 frontal-offset crash test, conducted March 2006. Applies to 2007 models. ⁵ WARNING: THE FORCES OF A DEPLOYING AIR BAG CAN CAUSE SERIOUS OR FATAL INJURIES TO A CHILD UNDER AGE 13. THE SAFEST SEATING POSITION FOR YOUR CHILD IS IN THE REAR SEAT, BELTED INTO AN APPROPRIATE, PROPERLY INSTALLED CHILD SEAT, OR CORRECTLY WEARING A SEAT BELT IF TOO LARGE FOR A CHILD SEAT. SEE OPERATOR'S MANUAL FOR ADDITIONAL WARNINGS AND INFORMATION ON AIR BAGS, SEAT BELTS AND CHILD SEATS.




SOME PEOPLE ARE ONLY COMFORTABLE OFF THE CHARTS.

If you have a certain desire for power, just knowing the ML 63 AMG exists will probably cause a sudden shift in your priorities. AMG, the high-performance division of Mercedes-Benz, has made the ML 63 AMG one of the most powerful production SUVs in the world. It streaks from 0 to 60 mph in a breathtaking 4.8 seconds,¹ thanks to a handcrafted 6,208-cc V-8 that pumps out a heart-pounding 503 horsepower and 465 lb-ft of peak torque. The 7-speed automatic transmission features AMG SPEEDSHIFT™ programming and Manual-mode fingertip shifting. To help the ML 63 AMG stop as competently as it accelerates, it's equipped with special dual-piston sliding front calipers that grip massive 15.4" internally ventilated discs. Right out of the gate, the ML 63 AMG is dressed for speed, with flared wheel arches, a black AMG grille with chrome highlights, brushed rubber-studded stainless-steel running boards and an AMG sport exhaust system with dual-quad exhaust tips. Brightly finished 20" AMG 5-spoke light-alloy wheels are standard.² In its stunning acceleration, nimble reflexes and sensational stopping power, the ML 63 AMG demonstrates that with the right ingenuity and resourcefulness, an SUV can give you the feeling of a high-performance sports car.



The seat of power. In front, heated AMG sport seats with Alcantara shoulder inserts grip and support you with heavily contoured side bolsters. The seats, dashboard and front and rear door panels and handles as well as the armrests on the doors and between the seats are all fitted with Nappa leather.

Dual exhaust system

A low-backpressure dual exhaust gives the free-revving ML 63 AMG a decidedly throaty growl under acceleration, yet remains quiet and composed at cruising speeds. Four chrome exhaust tips ensure that the system looks as good as it sounds.



¹ Stated rates of acceleration are based upon manufacturer's track results and may vary depending on model, environmental and road surface conditions, driving style, elevation and vehicle load. ² Lower aspect ratio tires and accompanying wheels provide substantially increased treadwear, increased tire noise and reduced ride comfort. Serious wheel and tire damage may occur if the vehicle is operated on rough or damaged road surfaces or upon encountering road debris or obstacles. These tires are not designed for use on snow and ice. Winter tires mounted on appropriately sized and approved wheels are recommended for driving in those conditions.

One of the many outstanding features of your M-Class is that it offers numerous possibilities for personalization, many of which have been packaged together for added value and ease of ordering. A variety of options, packages and dealer-installed accessories¹ allow you to create a vehicle that directly reflects your individual style and driving needs. From a DVD-based Navigation System to premium audio and DVD entertainment systems to a hitch-mounted bicycle rack¹ and power sunroof, the choices provide the opportunity to create a singularly distinctive expression of your personality.

FEEL FREE TO EXPRESS YOURSELF.



j.

j. Premium 1 Package:

Package contains: Electric sunroof, rain-sensing wipers (standard ML 500), power liftgate, harman/kardon LOGIC7 digital surround-sound system, SIRIUS Satellite Radio,⁶ Hands-Free Communication System,⁷ Tele Aid and HomeLink.⁸

Premium 2 Package (not shown):

Includes contents of Premium 1 Package plus: DVD-based Navigation System, auto-dimming mirrors, power folding mirrors, Rear View Camera, power steering column and memory seat function.

Premium 3 Package (not shown):

Includes contents of Premium 1 and 2 Packages plus: Airmatic suspension, active damping shocks, parameter steering (standard ML 500), 3-zone climate control, infrared-reflecting glass, rear-seat controls, cargo management system and cargo net (standard ML 500).



a.



b.



c.

a. DVD-based Navigation System²

Available as a factory-installed option (individually or as part of the Premium 2 Package) or dealer-installed accessory, this affordable, technologically advanced GPS Navigation System can help whether you're journeying across town or across the country. Detailed driving instructions are provided through the standard modular COMAND system's large color-LCD screen, via clear displays and crisp map readouts of the contiguous U.S., Canada and Oahu, Hawaii—all from a single in-dash DVD.³

b. Accessory Rear-Seat Entertainment System

The accessory Rear-Seat Entertainment System can turn your M-Class into a home-away-from-home theater. It features a tilting 7" color-LCD monitor and includes two sets of infrared wireless headphones to help minimize driver distraction.



d.



e.



f.



g.



h.



i.

c. Accessory roof cargo container

Add up to 16 cu ft of extra space with one of our roof-mounted carriers. The locking lid helps secure valuables and is supported by pressurized struts to ease opening and closing. The unit attaches to the accessory basic carrier, the foundation of a versatile roof-rack system. Available in three different sizes.

d. Accessory illuminated door sills

Let the light show begin every time you open the door: "Mercedes-Benz" illuminates in the door sill in luminous blue film.

e. Accessory iPod® Integration Kit⁴

This accessory fully integrates your iPod with the audio system, providing program information in the multifunction display and allowing you to operate your iPod via the multifunction steering wheel.

f. Accessory hitch-mounted bicycle rack

For any M-Class equipped with the optional trailer hitch, this sturdy aluminum hitch-mounted accessory rack securely holds one or two bicycles. Its clever design pivots flat, allowing the tailgate to be opened without removing the bikes. Also available is the optional 2-bike extension, to expand the capacity to three bikes.

g. Accessory all-season floor mats

Keep the carpet in your M-Class looking great with these accessory all-season floor mats. They're easy to clean, with deep channels for trapping water, mud and melting snow. Four mats per set. Available in Black, Grey or Beige.

h. Accessory wheels

Rukbat 19" 6-twin-spoke wheel.⁵

i. Accessory wheels

Furud 20" 5-spoke wheel.⁵



k.



l.



m.



n.



q.



r.

k. Power folding mirrors

Power folding mirrors swing in or out at the touch of a button. They're standard on the ML 63 AMG and included in the ML 350, ML 320 CDI and ML 500 optional Premium 2 Packages.

l. Heated front seats

Standard on the ML 500 and ML 63 AMG and optional on the ML 350 and ML 320 CDI, heated front seats provide three levels of comforting warmth to help take the chill out of the coldest day or night.

m. Wood-/leather-trimmed steering wheel

Put Mercedes-Benz craftsmanship in your hands every time you drive with this sensual optional steering wheel. Hand-polished wood and glove-soft leather are matched to your car's interior for a perfect look and feel. Not available ML 350 or ML 320 CDI.



m.



n.



o.



p.

p. Glovebox-mounted 6-disc CD changer

The optional single-feed 6-disc CD changer is in the glovebox and retracts upward to preserve space. It seamlessly integrates with the audio system, can play MP3-encoded CDs and can be controlled via the multifunction steering wheel.

q. Parktronic parking assist

The optional Parktronic system can help you avoid obstacles that might be outside your field of vision when parking in tight spaces. When ultrasonic sensors in the front and rear bumpers detect nearby objects in their field of view, audible signals and illuminated displays on the dashboard and rear-cabin ceiling help you maneuver with confidence.

r. SIRIUS Satellite Radio⁶



SIRIUS Satellite Radio brings you over 125 digital channels of sports, news, talk and commercial-free music — including live coverage of the NFL[®], NHL[®] and NBA. When equipped with this optional feature (standard ML 63 AMG), a 6-month subscription is included if activated immediately upon delivery.

¹ Please ask your dealer for a copy of the M-Class Accessories Brochure, featuring the full assortment of genuine Mercedes-Benz accessories for the M-class. Optional equipment is factory-installed unless otherwise indicated. ² While the Navigation System provides directional assistance, the driver must remain focused on safe driving behavior, including paying attention to traffic and street signs. The driver should utilize the system's audio cues while driving and should only consult the map or verbal displays once the vehicle has been stopped in a safe place. Maps do not cover all areas nor all routes within an area. ³ DVD-based maps do not cover all areas nor all routes within an area. One U.S./Canada DVD is included with vehicle. ⁴ iPod is a registered trademark of Apple Computer, Inc. All iPod devices are sold separately. ⁵ Lower aspect ratio tires and accompanying wheels provide substantially increased treadwear, increased tire noise and reduced ride comfort. Serious wheel and tire damage may occur if the vehicle is operated on rough or damaged road surfaces or upon encountering road debris or obstacles. These tires are not designed for use on snow and ice. Winter tires mounted on appropriately sized and approved wheels are recommended for driving in those conditions. ⁶ Programming subject to change. Not available in Alaska, Hawaii or Puerto Rico. While the SIRIUS network of satellite and terrestrial antennae provides nearly seamless service throughout the contiguous U.S., SIRIUS service may be unavailable or interrupted for a variety of reasons, including environmental or topographic conditions; in certain locations such as tunnels, parking garages or within or next to large buildings; or near other technologies that can interfere with the SIRIUS signal. SIRIUS, the dog logo and SIRIUS stream names and logos are trademarks of SIRIUS Satellite Radio. NFL[®] is a registered trademark of the National Football League and its affiliates. NHL[®] is a registered trademark of the National Hockey League. The National Basketball Association name is the property of NBA Properties, Inc. ⁷ Cradle and handset sold separately.

SPECIFICATIONS P24/25

ENGINE	ML 350	ML 320 CDI	ML 500	ML 63 AMG
Engine size and type Construction	3,498-cc DOHC 24-valve V-6 High-pressure die-cast alloy cylinder block. Aluminum-alloy heads.	2,987-cc 3.0-liter DOHC 24-valve V-6 Cast-iron cylinder block. Aluminum crank case with cast-in grey iron liners. Aluminum-alloy heads.	4,966-cc DOHC 24-valve V-8 High-pressure die-cast alloy cylinder block.	AMG 6,208-cc DOHC 32-valve V-8 High-pressure die-cast alloy cylinder block. Alloy heads. Reinforced engine block, oil pan structure, pistons, connecting rods, crankshaft and valvetrain.
Net power	268 hp @ 6,000 rpm	221 hp @ 3,800 rpm	302 hp @ 5,600 rpm	503 hp @ 6,800 rpm
Net torque	258 lb-ft @ 2,400–5,000 rpm	398 lb-ft @ 1,400–2,800 rpm	339 lb-ft @ 2,700–4,750 rpm	465 lb-ft @ 5,200 rpm
Compression ratio	10.7:1	16.5:1	10.0:1	11.3:1
Fuel and ignition system	ME 9.7 engine management. Integrated sequential multipoint fuel injection and phased twin-spark ignition includes individual cylinder control of fuel spray, spark timing/phase and antiknock. Electronic throttle. Two high-energy ignition coils and two spark plugs per cylinder. 100,000-mile spark plug intervals.	3rd generation Common-rail Direct Injection (CDI). Four valves per cylinder. Variable Nozzle Turbocharger (VNT) with electronically adjustable turbo blades. Exhaust gas recirculation with electronically controlled valve. Electronically controlled air intake throttling.	Integrated sequential multipoint fuel injection and phased twin-spark ignition includes individual cylinder control of fuel spray, spark timing/phase and antiknock. Electronic throttle. Two high-energy ignition coils and two spark plugs per cylinder. 100,000-mile spark plug intervals.	AMG-modified engine management system. Integrated sequential multipoint fuel injection and phased twin-spark ignition includes individual cylinder control of fuel spray, spark timing/phase and antiknock. Electronic throttle. Two high-energy ignition coils and two spark plugs per cylinder. 100,000-mile spark plug intervals.
Fuel requirement	Premium unleaded gasoline , 91 pump octane.	Diesel fuel #2	Premium unleaded gasoline , 91 pump octane.	Premium unleaded gasoline , 91 pump octane.
Fuel tank (capacity—reserve)	25.1 gal—3.4 gal	25.1 gal—3.4 gal Ultra-low sulfur diesel fuel on highway.	25.1 gal—3.4 gal	25.1 gal—3.4 gal

DRIVETRAIN				
Transmission type	7-speed electronically controlled automatic with Direct Select™ shifter.	7-speed electronically controlled automatic with Direct Select shifter.	7-speed electronically controlled automatic with Direct Select shifter.	AMG SPEEDSHIFT™ 7-speed automatic.
Transmission features	Steering-wheel mounted Direct Select shifter provides convenient selection of Park, Reverse, Neutral and Drive. Touch Shift with fingertip shift controls permits the driver to manually downshift and allows upshifts in Drive, via rocker buttons behind the upper steering-wheel spokes. Driver-adaptive programming adjusts shift points to the driver's current driving style. Selecting off-road driving program (see below) raises shift points automatically. Shift into Optimum Gear programming allows one-touch selection of the best gear for maximum acceleration or engine braking by holding the Touch Shift button in the downshift position for one second.			
Drive configuration	4MATIC™ permanent 4-wheel drive , with 50/50 front/rear torque split maintained via a single-speed transfer case and center differential.		40/60 torque split.	
Axle ratio	Front and rear: 3.90:1	3.45:1	Front and rear: 3.70:1	3.46:1
Off-road driving program	One-button off-road driving program allows driver to simultaneously engage programming recalibrations of the traction system, antilock brakes, engine management and automatic transmission; designed to enhance control in conditions typical of off-highway driving. ¹			Not available for ML 63 AMG.
Downhill Speed Regulation (DSR)	Driver-activated DSR automatically modulates the throttle, brakes and ABS to maintain a preset crawl speed when descending hills. Speed is preprogrammed at 4 mph but may be adjusted between 3 mph and 10 mph via the multifunction steering wheel. DSR can be used when gear selector is in Drive or Reverse. Driver can override DSR by pressing the accelerator or switching DSR off via its console-mounted switch.			
Hill-start assist	To help prevent unwanted vehicle rollback when taking off from a stop on an incline, hill-start assist automatically maintains brake pressure for approximately one second after the driver releases the brake pedal. The system is automatically deactivated when the vehicle is level, the gear selector is in Park or Neutral or the parking brake is set.			

TRACTION/STABILITY				
4-wheel Electronic Traction System (4-ETS)	Standard 4-ETS monitors the speed of all four wheels to detect wheel slip, then applies individual brakes as needed (to provide the effect of locking the front, rear and/or center differentials), and/or reduces excess engine power. 4-ETS continually balances the torque split to ensure that power is permitted to flow to the wheel or wheels with traction. ²			
Electronic Stability Program (ESP [®])	ESP compares the driver's intended course, via steering and braking inputs, to the vehicle's response, via lateral acceleration, rotation (yaw) and individual wheel speeds. ESP then brakes individual front or rear wheels and/or reduces excess engine power as needed to help correct understeer (plowing) or oversteer (fishtailing). ESP also integrates all-speed traction control, which senses drive-wheel slip under acceleration and individually brakes the slipping wheel or wheels, and/or reduces excess engine power, until control is regained. ²			

PERFORMANCE				
Acceleration , 0–60 mph ³	7.9 seconds.	Information not available. See your dealer.	6.7 seconds.	4.8 seconds.
Fuel economy , EPA estimate ⁴ /highway estimate ⁵	16 city 20 highway	Information not available. See your dealer.	14 city 19 highway	Information not available. See your dealer.
Towing capacity ⁶	5,000 lb (Class III)	5,000 lb (Class III)	5,000 lb (Class III)	5,000 lb (Class III)

¹ Off-road driving should only be attempted by drivers with necessary off-road driving skill, experience and understanding of the vehicle's limits. ² No system, regardless of how advanced, can overcome the laws of physics or correct careless driving. Please always wear your seat belt. Performance is limited by available traction, which snow, ice and other conditions can affect. Always drive carefully, consistent with conditions. Best performance in snow is obtained with winter tires. ³ Stated rates of acceleration are based upon manufacturer's track results and may vary depending on model, environmental and road surface conditions, driving style, elevation and vehicle load. ⁴ 2007 figures not yet available at time of publication. ⁴ 2006 EPA estimated mpg to the estimated mpg of other vehicles. You may get different mileage depending on how fast you drive, weather conditions and trip length. 2007 figures unavailable at time of publication. See your dealer. ⁵ Your actual highway mileage will probably be less than the highway estimate. ⁶ With optional trailer hitch. Read Operator's Manual before towing. In some states, aftermarket trailer brakes are required. See dealer for details. ⁷ Please obey all speed laws. ⁸ Exterior Appearance Package and AMG Sport Package may not be ordered together.

CHASSIS	ML 350	ML 320 CDI	ML 500	ML 63 AMG
Suspension configuration	Front: Independent double wishbone with high-strength forged aluminum-alloy upper arms and cast-iron lower arms. Antidive geometry. Stabilizer bar. Rear: Independent 4-arm multilink. High-strength forged aluminum-alloy upper arms. Geometry for antisquat and alignment control. Stabilizer bar.			
Airmatic Semi-Active Suspension with Adaptive Damping System (ADS-II)	Optional. Electronically controlled pneumatic spring-struts integrate variable-rate shock absorbers and coil springs. ADS-II continually optimizes ride and handling by automatically selecting one of four damping profiles for each spring-strut every time a wheel changes its direction of up-down travel. Driver-selectable Auto, Comfort and Sport modes change the thresholds of wheel/body movement at which the damping profiles are changed. Automatic 4-wheel level control includes driver-selectable ride height , which can raise the vehicle by up to 3.1" with the touch of a button, and automatic vehicle-speed-sensitive lowering , which can reduce the ride height by 0.6" at higher speeds. ⁷	Optional.	Optional.	AMG Airmatic sport suspension.
Steering	Rack-and-pinion with integrated hydraulic damper. Steering wheel turns: 3.62 lock-to-lock. Turning circle: 37.9 ft curb-to-curb.			
Power assist	Constant (vehicle-speed-sensitive with optional Premium 3 Package).	Constant (vehicle-speed-sensitive with optional Premium 3 Package).	Vehicle-speed-sensitive.	Vehicle-speed-sensitive.

WHEELS/TIRES				
Wheels , aluminum-alloy	Standard 7-spoke design, 7.5J x 17	Standard 7-spoke design, 7.5J x 17	Standard 5-spoke design, 8.0J x 18	Standard AMG 5-spoke design, 10.0J x 20
With Exterior Appearance Package ⁸ With AMG Sport Package ⁸	Exterior Appearance Package: Ribbed 5-spoke design in Silver finish, 8.0J x 19 AMG Sport Package: AMG 5-spoke monoblock design, 8.0J x 19	Exterior Appearance Package: Ribbed 5-spoke design in Silver finish, 8.0J x 19 AMG Sport Package: AMG 5-spoke monoblock design, 8.0J x 19	Exterior Appearance Package: Ribbed 5-spoke design in Silver finish, 8.0J x 19 AMG Sport Package: AMG 5-spoke monoblock design, 8.0J x 19	
Tires , steel-belted radial	Standard 235/65R17 all-season performance.	Standard 235/65R17 all-season performance.	Standard 255/55R18 all-season performance.	Standard 295/40ZR20 high-performance. ⁹
With 5-twin-spoke wheels With Exterior Appearance Package ⁸ With AMG Sport Package ⁸	255/55R18 all-season performance. 255/50R19 high-performance. ⁹ 255/50R19 high-performance. ⁹	255/55R18 all-season performance. 255/50R19 high-performance. ⁹ 255/50R19 high-performance. ⁹	255/55R18 all-season performance. 255/50R19 high-performance. ⁹ 255/50R19 high-performance. ⁹	Not available.

BRAKES				
Brake system	Dual-circuit power-assist 4-wheel disc.	Dual-circuit power-assist 4-wheel disc.	Dual-circuit power-assist 4-wheel disc.	AMG-enhanced dual-circuit power-assist 4-wheel disc.
Brake discs, front—rear	13.0" internally ventilated—13.0" solid.	13.0" internally ventilated—13.0" solid.	13.8" internally ventilated—13.0" internally solid.	15.4" internally ventilated—14.4" internally ventilated.
Antilock Braking System (ABS)	Standard 4-channel ABS senses impending wheel lockup under heavy braking and pumps the front brakes individually or the rear brakes together (to help maintain stability) as needed up to 30 times per second to prevent lockup and maintain steering ability. With off-road driving program selected, automatic loose-surface program helps shorten stopping in off-road conditions where some wheel lockup is advantageous.			
Brake Assist (BAS)	BAS senses emergency braking via the speed at which the driver presses the brake pedal and immediately applies maximum available power boost, potentially reducing the overall stopping distance by eliminating the delay caused by a common human tendency not to brake hard enough, soon enough. Letting up on the brake pedal releases Brake Assist. ¹⁰			
Electronic Brake Force Distribution	Standard Electronic Brake Force Distribution shifts additional brake force to the rear wheels in straight-line braking, to promote more even brake-pad wear. For stability in curves, a normal front/rear split is restored.			

EXTERIOR DIMENSIONS ¹¹	ML 350	ML 320 CDI	ML 500	ML 63 AMG	INTERIOR DIMENSIONS ¹¹	ML 350	ML 320 CDI	ML 500	ML 63 AMG
Wheelbase	114.7 in	114.7 in	114.7 in	114.7 in	Headroom , front	39.9 in	39.9 in	39.9 in	39.9 in
Overall length	188.5 in	188.5 in	188.5 in	189.8 in	Legroom , front	42.2 in	42.2 in	42.2 in	42.2 in
Overall height	71.5 in	71.5 in	71.5 in	73.3 in	Shoulder room , front	59.9 in	59.9 in	59.9 in	59.9 in
Overall width	75.2 in	75.2 in	75.2 in	76.8 in	Headroom , rear	39.8 in	39.8 in	39.8 in	39.8 in
Track , front—rear	64.0—64.1 in	64.0—64.1 in	64.0—64.1 in	64.0—64.1 in	Legroom , rear	40.0 in	40.0 in	40.0 in	40.0 in
Drag coefficient	0.34	0.34	0.34	0.37	Shoulder room , rear	59.8 in	59.8 in	59.8 in	59.8 in
Curb weight	4,705 lb	4,817 lb	4,795 lb	5,093 lb	Cargo capacity , floor to ceiling ¹²				
Ground clearance					Rear seats in use	29.4 cu ft	29.4 cu ft	29.4 cu ft	29.4 cu ft
With steel-spring suspension	8.3 in	8.3 in	8.3 in	Not available.	Rear seats lowered	72.4 cu ft	72.4 cu ft	72.4 cu ft	72.4 cu ft
With Airmatic suspension	7.1 in lowered. 11.4 in raised.	7.1 in lowered. 11.4 in raised.	7.1 in lowered. 11.4 in raised.	6.0 in lowered. Not available.					

⁹ Lower aspect ratio tires and accompanying wheels provide substantially increased treadwear, increased tire noise and reduced ride comfort. Serious wheel and tire damage may occur if the vehicle is operated on rough or damaged road surfaces or upon encountering road debris or obstacles. These tires are not designed for use on snow and ice. Winter tires mounted on appropriately sized and approved wheels are recommended for driving in those conditions. ¹⁰ Braking effectiveness also depends on proper brake system maintenance, and tire and road conditions.

¹¹ Dimensions shown are for models with standard equipment and sunroof. ¹² Unsecured cargo can become hazardous in a collision. Always secure cargo using floor-mounted tie-downs.

ML 350/ML 320 CDI	ML 500	ML 63 AMG
-------------------	--------	-----------

EXTERIOR APPEARANCE

■	–	–	Four 17" 7-spoke alloy wheels with 235/65 R17 all-season tires.
–	■	–	Four 18" 5-spoke alloy wheels with 255/55 R18 all-season tires.
–	–	■	Four 20" AMG 5-spoke alloy wheels with 295/40 ZR20 high-performance tires.
–	–	■	High-gloss black radiator grille with chrome highlights.
■	–	–	Black and chrome grille with black ribs. Color-keyed door handles and bodyside moldings.
□ ¹	■	–	Silver grille with chrome ribs. Chrome-trimmed color-keyed door handles and bodyside moldings.
–	–	■	AMG-style front apron with black mesh-covered air inlets and integrated foglamps with chrome trim.
■	–	–	Color-keyed bumpers with silver insert in front apron.
–	■	–	Color-keyed bumpers with brushed chrome front and rear skid plates.
□ ¹	■	–	Dual square polished stainless-steel exhaust tips.
–	–	■	Dual chrome AMG twin tailpipes.

EXTERIOR FEATURES

■	■	■	Dual power mirrors, automatically heated.
■	■	■	Neutral-tinted glass for windshield and front doors. Privacy glass for rear doors, rear quarters and tailgate.
■	■	■	Dual aero-blade windshield wipers.
□ ¹	■	■	Infrared rain sensor automatically adjusts wiper speed and intermittent wiper frequency from infinite delay to constant wiping based on amount of rainfall measured on windshield.
■	■	■	Intermittent rear-window wiper with washer. When the front wipers are on, shifting to Reverse activates the rear-window wiper.
■	■	■	Electrically heated rear window with auto-shutoff based on time and outside temperature.
■	■	■	Hydraulically assisted tailgate closing feature gently pulls tailgate snug once it is set on its latch.
–	■	■	Brushed chrome protective sill plate on rear bumper.
■	■	■	Black protective-coated roof rails (with 220-lb roof load capacity).
□ ¹	□ ¹	■	Running boards.

STANDARD WHEELS

17" 7-spoke wheel
Standard ML 350,
ML 320 CDI



18" 5-spoke wheel
Standard ML 500



20" AMG 5-spoke wheel
Standard ML 63 AMG

ML 350/ML 320 CDI	ML 500	ML 63 AMG
-------------------	--------	-----------

EXTERIOR LIGHTING

■	■	■	Variable-focus halogen headlamps with projector low beams and clear high-impact polycarbonate lenses. Halogen front foglamps, in front apron. Single red rear foglamp, integrated in left taillamp.
■	■	■	Driver-selectable light-sensing headlamps can be set via the Auto position of the headlamp switch to automatically illuminate in darkness, and when entering dark tunnels or parking garages.
■	■	■	Driver-programmable daytime running lamps, with auto-on override in darkness.
■	■	■	Automatic lamp substitution uses a nearby lamp if a critical bulb fails.
■	■	■	Touch Turn Signals flash three times with one touch of turn-signal lever for lane changing. Auxiliary LED turn-signal indicators are integrated with side mirror housings.

LOCKING/SECURITY

■	■	■	SmartKey uses an electronic code to unlock the steering column and ignition. Removing SmartKey from ignition disables engine computer to help prevent unauthorized starting.
■	■	■	SmartKey remote control integrates: <ul style="list-style-type: none"> – Remote Door Lock/Unlock buttons. – Tailgate unlock button (or optional power tailgate open/close). – Removable valet key. – Panic alarm.
■	■	■	SmartKey remote locking uses redundant infrared and radio-frequency signals for improved range, and rolling-code signal for protection from transmitter cloning. Driver may selectively unlock only the driver's door and fuel filler, or all doors plus the tailgate and fuel filler.
■	■	■	SmartKey offers infrared-remote opening/closing of windows and optional sunroof.
■	■	■	Driver-programmable driveaway locking automatically locks the doors when the vehicle reaches 9 mph.
■	■	■	Night security illumination uses the vehicle's exterior lights to help illuminate a path after parking. Driver-programmable intervals allow lights to stay on for 60, 45, 30 or 15 seconds, or not at all.
■	■	■	Locator lighting uses the vehicle's lights to help light a return path when the car is remote-unlocked in darkness. Unlocking car activates illuminated entry system.
■	■	■	Automatic anti-theft alarm system and remote panic feature.
□ ¹	■	■	Integrated 3-button garage door control, compatible with HomeLink® components and some other systems.
□ ¹	■	■	Tele Aid GPS-based Stolen Vehicle Recovery helps law enforcement agencies track and recover stolen vehicle. ²
□ ¹	■	■	Tele Aid Remote Door Unlock allows owner to have doors automatically unlocked in the event the SmartKey becomes locked inside the vehicle. ²
□ ¹	■	■	Tele Aid Automatic Alarm Notification alerts Mercedes-Benz to contact vehicle owner if anti-theft alarm sounds. ²

ML 350/ML 320 CDI	ML 500	ML 63 AMG
-------------------	--------	-----------

INTERIOR FEATURES

■	■	■	Multifunction steering wheel provides convenient additional controls for basic functions of audio system and optional phone, plus operation of multifunction display (see Instrumentation, below right).
■	■	■	Power windows, all with one-touch express-up/down.
■	■	–	4-way (tilt/telescoping) manually adjustable steering column.
□ ¹	□ ¹	■	4-way (tilt/telescoping) power-adjustable steering column.
■	■	■	Electronic cruise control.
■	■	■	Four reading lamps. Courtesy lamps with programmable fade-out time. Entrance lamps in all four doors. Front footwell lighting. Low-intensity ambient lighting of center console.
■	■	■	Illuminated vanity mirrors in sun visors.
■	■	■	Front center console with padded armrest, metal-trimmed lateral assist grips, enclosed storage and dual large-capacity cupholders.
■	■	■	Illuminated 2-tier glovebox. 12-volt power outlets in ashtray (with lighter).
■	■	■	Folding rear center armrest and dual cupholders. One 12-volt power outlet at rear of front console.
■	■	■	Magazine nets on backs of front seats. Parcel net in right front footwell.
■	■	■	Illuminated, carpeted cargo area with floor-mounted tie-down hooks, grocery bag hooks on back of rear seat and 12-volt power outlet in side panel.
□ ¹	■	■	Auto-dimming mirror.

CLIMATE CONTROL

■	■	■	Dual-zone automatic climate control with dual rotary temperature controls, automatic control of blower speed and airflow distribution (with manual override). Dash-top diffuser vent. Rear-cabin air vents at rear of front console.
■	■	■	Electrostatic dust and pollen filter.
■	■	■	Tunnel mode offers one-touch closing of all windows, the optional sunroof and cabin air intake by holding the air-recirculation button. Holding button again restores previous window and sunroof positions.

SEATING

■	■	■	8-way power-adjustable front seats. Driver's adjustable lumbar support.
□ ¹	■	■	Heated front seats.
■	■	■	60/40-split-folding rear seatbacks and flip-forward seat cushions.
□ ⁵	□ ⁵	■	Multicontour seats.

UPHOLSTERY/TRIM

■	■	–	MB-Text upholstery.
□ ¹	□ ¹	–	MB-Text with Alcantara seating inserts.
–	–	■	AMG-design Nappa leather upholstery and AMG floor mats.
■	■	■	Leather-trimmed steering wheel.
■	–	–	Polished Brown Birdseye Maple wood trim on console and doors. Aluminum trim along console assist grips.
□ ¹	■	■	Polished Burl Walnut wood trim on console and doors. Aluminum trim along console assist grips.
□ ¹	□ ¹	–	Black composite aluminum trim on console. Aluminum trim on doors and console assist grips.
■	■	■	Stainless-steel door sill trim, including tailgate (ML 63 has AMG lettering).
■	■	–	Velour floor carpeting and floor mats.

ML 350/ML 320 CDI	ML 500	ML 63 AMG
-------------------	--------	-----------

AUDIO/TELEMATICS

■	■	■	Modular COMAND Cockpit Management and Data system integrates: <ul style="list-style-type: none"> – AM/FM stereo/weatherband radio, single-CD player and large color-LCD screen. – Controls for optional glovebox-mounted single-feed 6-disc CD changer, Navigation System and Hands-Free Communication System. – 10 mode-dependent soft keys alongside screen for easy access to commands and menus.
■	■	–	8-speaker audio system with automatic speed-sensitive volume adjustment.
□ ¹	□ ¹	■	harman/kardon® LOGIC7® digital surround-sound system.
■	■	■	Auxiliary input jack in glovebox allows connection of an iPod® ³ or other MP3 player to audio system (not available with Rear-Seat Entertainment System).
■	■	■	Fiber-optic network offers precise, high-speed communication among components and includes factory preparation for optional CD changer.
□ ¹	■	■	Tele Aid system uses GPS satellites plus a cellular link to provide 24-hour live assistance for: emergency aid (SOS button), information (i-button) or Roadside Assistance (Wrench button). <ul style="list-style-type: none"> – Basic Tele Aid Security & Care service includes Automatic Collision Notification, Stolen Vehicle Recovery, Remote Door Unlock service and Dealer Connect.²

INSTRUMENTATION

■	■	–	Electronic analog speedometer, tachometer, fuel gauge and quartz clock. Black gauges with white markings and Glacier Blue backlighting, set in angled tubes with silver rings.
–	–	■	AMG instrument cluster with silver-color aluminum trim panel with AMG logo.
■	■	■	Digital display for odometer and Direct Select™ gear selection.
■	■	■	Multifunction display in instrument cluster, scrolled via steering-wheel controls to operate and display various menus and vehicle features: <ul style="list-style-type: none"> – Resettable trip meter and outside temperature indicator. – Digital speedometer, Maintenance System (see below) and engine oil-level check. – Radio station, CD player/CD changer,⁴ iPod playlist/track (with accessory iPod Integration Kit⁵). – Optional Navigation System route guidance⁴ (standard ML 63 AMG). – Vehicle reminder and malfunction messages. – Driver-programmable settings for instruments, lighting, vehicle and convenience features. – Trip computer (elapsed time, fuel consumption, distance to empty). – Cellular phone book.⁴
■	■	■	Low Tire Pressure Warning System (alerts driver to a loss of tire pressure via the multifunction display).
■	■	■	Mercedes-Benz Maintenance System Plus displays distance remaining to next basic maintenance service, indicates type of service due and provides automatic reminder feature when service interval draws near. System also monitors brake-pad wear.
■	■	■	Messages/audible reminders for open door or optional sunroof; exterior lamp failure; low fuel, engine oil, coolant or washer fluid; and to release parking brake, switch off headlamps or remove ignition key.

¹ Optional or part of an Option Package. See optional equipment listing on pages 28–29. ² When equipped with Tele Aid, first year's Tele Aid Security & Care service provided at no additional cost with subscription. Subscription and acquaintance call required for service to be active. Service operates only where cellular and GPS coverage are available, and requires adequate power supply. Owner must authorize vehicle tracking by providing passcode and a valid stolen vehicle police report number. PIN code required to activate Remote Door Unlock. See dealer for details of telematics services. ³ iPod is a registered trademark of Apple Computer, Inc. All iPod devices are sold separately. ⁴ When equipped with this feature. ⁵ Not available with Interior Appearance, Premium 2 or Premium 3 Packages.

■ **STANDARD.**
□ **OPTIONAL.**
– **NOT AVAILABLE.**












COLOR COMBINATIONS

ML 350/ML 320 CDI		040 Black	197 Obsidian Black	349 Alpine Rain ¹	359 Capri Blue	474 Verde Brook	544 Barolo Red ¹	693 Desert Silver ¹	723 Pewter ¹	775 Iridium Silver ¹	816 Everest Green	960 Alabaster White
PAINT	Code Color											
UPHOLSTERY/INTERIOR TRIM ■ Full MB-Tex upholstery	Color	■	■	■	■	■	■	■	■	■	■	■
	Black	■	■	■	■	■	■	■	■	■	■	■
	Macadamia Ash	■	■	■	■	■	■	■	■	■	■	■
□ Optional full leather upholstery: Seating surfaces	Black	□	□	□	□	□	□	□	□	□	□	□
	Macadamia Ash	□	□	□	□	□	□	□	□	□	□	□
□ Optional Interior Appearance Package: MB-Tex with Alcantara seating inserts	Black	□	□	□	□	□	□	□	□	□	□	□
	Ash	□	□	□	□	□	□	□	□	□	□	□
■ Standard trim	Brown Birdseye Maple wood	■	■	■	■	■	■	■	■	■	■	■
□ Optional	Burl Walnut wood ²	□	□	□	□	□	□	□	□	□	□	□
□ Optional Interior Appearance Package	Aluminum/Composite	□	□	□	□	□	□	□	□	□	□	□
ML 500												
PAINT	Code Color											
UPHOLSTERY/INTERIOR TRIM ■ Full MB-Tex upholstery	Color	■	■	■	■	■	■	■	■	■	■	■
	Black	■	■	■	■	■	■	■	■	■	■	■
	Macadamia Ash	■	■	■	■	■	■	■	■	■	■	■
□ Optional full leather upholstery: Seating surfaces	Black	□	□	□	□	□	□	□	□	□	□	□
	Macadamia Ash	□	□	□	□	□	□	□	□	□	□	□
□ Optional Interior Appearance Package: MB-Tex upholstery with Alcantara seating inserts	Black	□	□	□	□	□	□	□	□	□	□	□
	Ash	□	□	□	□	□	□	□	□	□	□	□
■ Standard trim	Burl Walnut wood	■	■	■	■	■	■	■	■	■	■	■
□ Optional Interior Appearance Package	Aluminum/Composite	□	□	□	□	□	□	□	□	□	□	□
ML 63 AMG												
PAINT	Code Color											
UPHOLSTERY/INTERIOR TRIM ■ Standard Nappa leather	Color	■	■	■	■	■	■	■	■	■	■	■
	Black	■	■	■	■	■	■	■	■	■	■	■
	Macadamia Ash	■	■	■	■	■	■	■	■	■	■	■
■ Standard trim	Burl Walnut wood	■	■	■	■	■	■	■	■	■	■	■







■ STANDARD COMBINATION.
□ OPTIONAL.
- NOT AVAILABLE.

¹ Metallic paint, optional at extra cost. ² Only available with full leather upholstery.

EXTERIOR PAINTWORK

Non-Metallic		Metallic								
040 Black	960 Alabaster White	197 Obsidian Black	349 Alpine Rain	359 Capri Blue	474 Verde Brook	544 Barolo Red	693 Desert Silver	723 Pewter	775 Iridium Silver	816 Everest Green
										

INTERIOR UPHOLSTERY AND TRIM

Upholstery/Leather			Trim		
Black	Macadamia	Ash	Brown Birdseye Maple	Burl Walnut	Aluminum
					



Tele Aid¹

Tele Aid puts a variety of services at system subscribers' fingertips with three simple buttons: the SOS button, the Wrench button and the *i*-button.

- **SOS button:** In case of an emergency, push the SOS button for a Tele Aid Response Specialist who can notify police, paramedics or other emergency personnel of your vehicle's location. SOS is automatically triggered in the event of an air-bag or seat-belt Emergency Tensioning Device (ETD) deployment.
- **Wrench button:** If you need Mercedes-Benz Roadside Assistance, push the Wrench button. Service personnel will help you identify the trouble and dispatch Roadside Assistance if necessary.
- ***i*-button:** Push the *i*-button to contact the Customer Assistance Center or to be connected to your Mercedes-Benz dealer. You can also reach the Concierge Service, receive Route Assistance and access Tele Aid's Traffic Information service.^{2,3}

Tele Aid Security & Care service

You're already driving a very safe car. Now the Tele Aid Security & Care service enhances your sense of security by providing emergency notification services, connection to Roadside Assistance, Remote Door Unlock, Stolen Vehicle Recovery, i-Operator's Manual, Anti-Theft Client Alarm Notification and more. Keep your annual subscription up-to-date and enjoy the peace of mind that comes from knowing you and your family have an added measure of security and care. With an active Tele Aid subscription, you may be eligible for a discount from your insurance provider.

Tele Aid Luxury & Convenience Package²

The Tele Aid Luxury & Convenience Package builds on the services of the Tele Aid Security & Care service and adds access to premium services that enhance your in-vehicle experience every time you get into your Mercedes-Benz. Upgrading to the Tele Aid Luxury & Convenience Package is as easy as pressing the *i*-button and speaking with a Tele Aid Response Specialist.

- **Personal Concierge** acts as your personal assistant on the road. The Tele Aid Concierge Service offers you the gift of time and convenience by fulfilling your requests for nearly "anything, anytime, anywhere" at the touch of a button. You can also use the Online Concierge, which allows you to access your Personal Concierge via your computer or even your PDA from the convenience of your home, office or anywhere Internet access is available.
- **Traffic Information** provides up-to-the-minute details on traffic conditions along your route.³
- **Route Assistance** connects you to a trained specialist who has the resources to locate and help you get to your destination.³

24-hour Roadside Assistance

The first of its kind, the Mercedes-Benz Roadside Assistance Program is still the only one that remains in effect for the life of the vehicle. Our Roadside Assistance technicians draw on years of experience and training to get you back on the road as quickly as possible.⁴

Mercedes-Benz Warranties

Our New Vehicle Limited Warranty runs for 48 months or 50,000 miles, whichever comes first. And anytime during the new vehicle warranty coverage, you can also purchase a Mercedes-Benz Extended Limited Warranty that will provide additional protection when the New Vehicle Limited Warranty expires.⁵

The Mercedes-Benz Maintenance System

We've made caring for your vehicle easier than ever. With the Mercedes-Benz Maintenance System, the service intervals are fixed and predictable — every 13,000 miles or one year (10,000 miles or one year for AMG models).⁶ Your vehicle will even remind you, about one month before service is due, via an automatic display on the dashboard that also tells you which type of maintenance service is due.

The no-charge Service Welcome

Getting proper care for your Mercedes-Benz is easiest when you go to the people who know your vehicle — and you — best: your Mercedes-Benz Center's Service Department. To help you get acquainted, just bring your vehicle in for a no-charge first visit between 1,000 and 3,000 miles, where your dealer will perform a diagnostic check as well as address any questions you may have. It's part of our no-charge Service Welcome, which also provides your first tire rotation at no charge anytime before 6,500 miles.⁷



ML350 shown in optional Iridium Silver metallic paint with optional Sunroof and Trim Packages.

24-hour Customer Service

Our Customer Assistance Center is your one-stop source for answers. Whether you need to know how to use your audio system, find the nearest Mercedes-Benz dealer, get pricing or learn about personal and automotive accessories, just call 1-800-FOR-MERCEDES or press the Tele Aid *i*-button in your vehicle.⁸

Sign and Drive service

Our legendary Roadside Assistance service includes bringing you some fuel if you've run out, replacing a flat tire with your spare or jump-starting your car if the battery dies. All at no charge, and all for as long as you're driving a Mercedes-Benz — even somebody else's.⁹ Help is as close as your vehicle's Wrench Button⁸ or just a phone call away at 1-800-FOR-MERCEDES.

Trip Interruption benefits

In the unlikely event that a breakdown covered by your MBUSA New Vehicle Limited Warranty occurs more than 100 miles from your home, leaves your Mercedes-Benz inoperable or unsafe to drive and requires overnight repairs at a Mercedes-Benz Center, you'll be reimbursed up to \$300 per day for any documented expenses — for up to three days — including meals, lodging and substitute transportation.

Alternate Transportation Program

When you bring your vehicle into a Mercedes-Benz Center for servicing during the warranty period, ask about your dealer's Alternate Transportation Program — so you can maintain your busy schedule while your dealer maintains your vehicle.¹⁰

Mercedes-Benz Financial

Mercedes-Benz Financial offers an impressive array of flexible and convenient financing options. To determine whether purchasing or leasing is right for you and to estimate the monthly payment of your next Mercedes-Benz, visit MercedesBenzFinancial.com.

MBUSA.com

Whether you need to locate the closest Mercedes-Benz dealer or want to know about financing and leasing options, MBUSA.com can help. This comprehensive website covers virtually every aspect of Mercedes-Benz ownership. You can also use MBUSA.com to peruse the extensive catalog of Mercedes-Benz accessories, or set up an Online Portfolio to save all of your automotive preferences. Quick, easy and always at your service, MBUSA.com puts a world of information just a mouse-click away.

- **Model Selector:** Find the perfect Mercedes-Benz based on performance, price and bodystyle.
- **Photos and Videos:** Mercedes-Benz photos, wallpaper, screen savers, running footage, TV commercials and more.
- **Build Your Own:** Build your dream Mercedes-Benz online. You can even send the particulars to your local dealer, to help them set up a test drive for you.
- **Purchase Inquiry:** Schedule a test drive, order a brochure, learn more about a model and explore financing and leasing options.
- **Locate a Dealer:** Finding your nearest dealer is easy with detailed maps and driving directions.
- **Owners Online:** This exclusive online resource offers owner benefits that extend beyond your vehicle. Access your Mercedes-Benz Financial account, configure your Tele Aid System, get vehicle maintenance tips and find answers to frequently asked questions. Plus, you'll receive exclusive offers and promotions, and advance notice of what's new and exciting at Mercedes-Benz.

¹ Tele Aid equipment is standard on all M-Class vehicles. First year's Tele Aid Security & Care service provided at no additional cost with subscription. Subscription and acquaintance call required for service to be active. Service operates only where cellular and GPS coverage are available, and requires adequate power supply. Owner must authorize vehicle tracking by providing passcode and a valid stolen vehicle police report number. PIN code required to activate Remote Door Unlock. See dealer for details of telematics services.

² Concierge Service available only with Tele Aid Luxury & Convenience Package. Traffic Information and Route Assistance use is included as part of the additional cost of the Tele Aid Luxury & Convenience Package and is available at an additional per-use charge when used with the Tele Aid Security & Care service. See dealer for details. ³ Performance of the automated voice system varies depending on the noise level in and around the vehicle. Traffic Information is based on available broadcast data, not available in all areas and only provided for routes that have been personalized on the Tele Aid website (up to five routes) or are within a specified radius of your vehicle's present location. See Tele Aid section of MBUSA.com for available cities. ⁴ Vehicle must be accessible from main roads. Roadside Assistance repairs may involve charges for parts, service and towing. Depending on the circumstances, these services may be provided by an outside service, courtesy of Mercedes-Benz Roadside Assistance. For full details of the Roadside Assistance Program, please see your dealer.

⁵ Please see your dealer for warranty details as well as for terms, conditions and pricing for extended warranty options. Surcharges apply after the first year. ⁶ Whichever comes first. Requires use of 229.5-spec oil and high-performance fleece oil filter. Driver is responsible for monitoring fluid levels and tire pressure between service visits. See Maintenance Booklet for details. ⁷ On models with different-sized front and rear tires, which cannot be rotated, dealer will inspect tires and set inflation pressure. Follow tire manufacturer's recommendations. ⁸ First year's Tele Aid Security & Care service provided at no additional cost with subscription. Subscription and acquaintance call required for service to be active. Service operates only where cellular and GPS coverage are available, and requires adequate power supply. ⁹ For full details of Sign and Drive service, as well as the Roadside Assistance Program, please see your dealer. ¹⁰ Certain restrictions may apply. Terms, conditions and dealer participation may vary.


ML 500 shown on cover in optional Desert Silver metallic paint and optional Bi-Xenon headlamps and Parktronic system.



Mercedes-Benz

© 2006 Mercedes-Benz USA, LLC • One Mercedes Drive, Montvale, NJ 07645 • 1-800-FOR-MERCEDES • MBUSA.com

Marketing Communications. All illustrations and specifications contained in this brochure are based on the latest product information available at the time of publication. Mercedes-Benz reserves the right to make changes at any time, without notice, to colors, materials, equipment, specifications and models. Any variations in colors shown are due to reproduction variations of the printing process. Illustrations may include test situations. Some vehicles may be shown with non-U.S. equipment. Some vehicles are shown with optional equipment. HomeLink® is a registered trademark of Prince, a Johnson Controls Company. harman/kardon® and LOGIC7® are registered trademarks of Harman International Industries, Inc. Not available in California, Maine, Massachusetts, New York and Vermont. iPod is a registered trademark of Apple Computer, Inc.

 In an effort to minimize the environmental impact of this brochure, Mercedes-Benz uses a recycled coated paper that is guaranteed in writing to contain a minimum of 10% post-consumer waste.

Printed in U.S.A. / 150 MC-06-757